






iHD322 POE Smart Camera



Features

-  Biometric Capture
-  Tracking
-  Filtering
-  Vivid HD Image
-  Simple Setup

Description	Part Number
Ceiling Adaptor	TR-JB04-C-IN
Wall Mount	TR-WM04-IN
Power Supply	GS-PWR-1A

Specifications

Image	AI Chip	SOC + AI Accelerator
	Resolution	2560 x 1440
	Shutter	1/25 s ~ 1/10000 s - auto adjust
	Min Illumination	Color: 0.001 Lux @ F1.6; Black & White: 0.00001 Lux @ F1.6
	Optical Zoom	4.0 mm

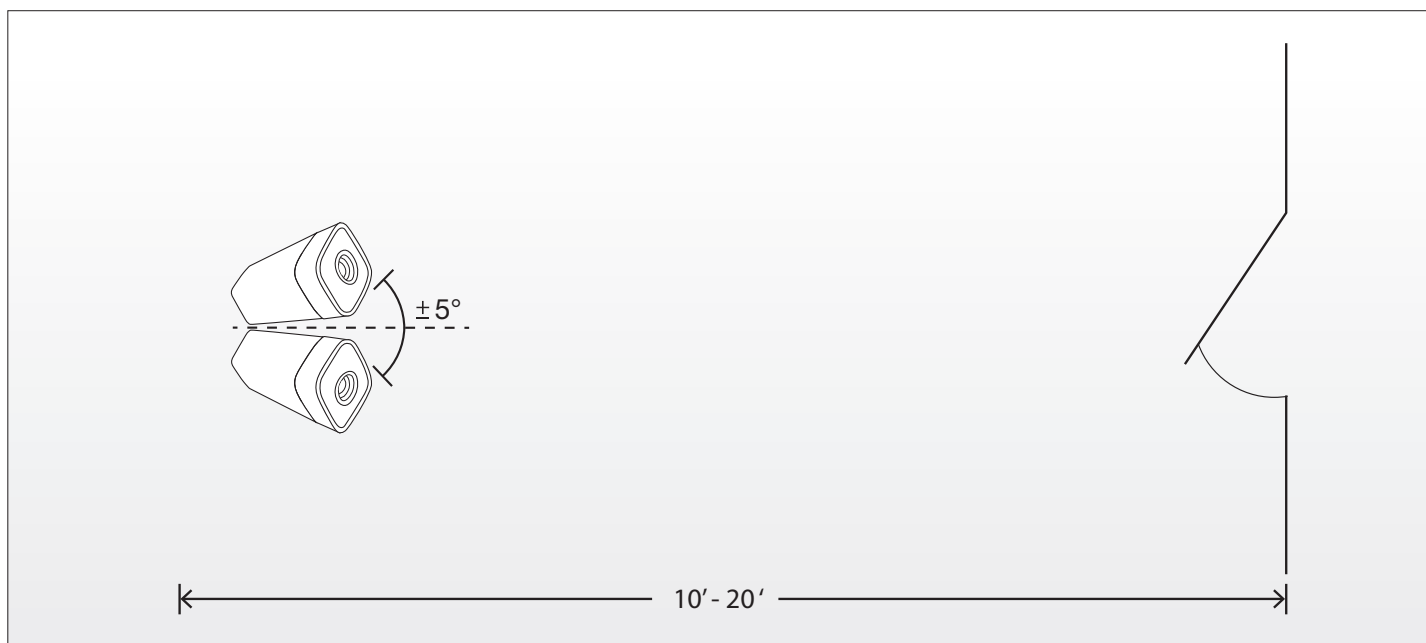
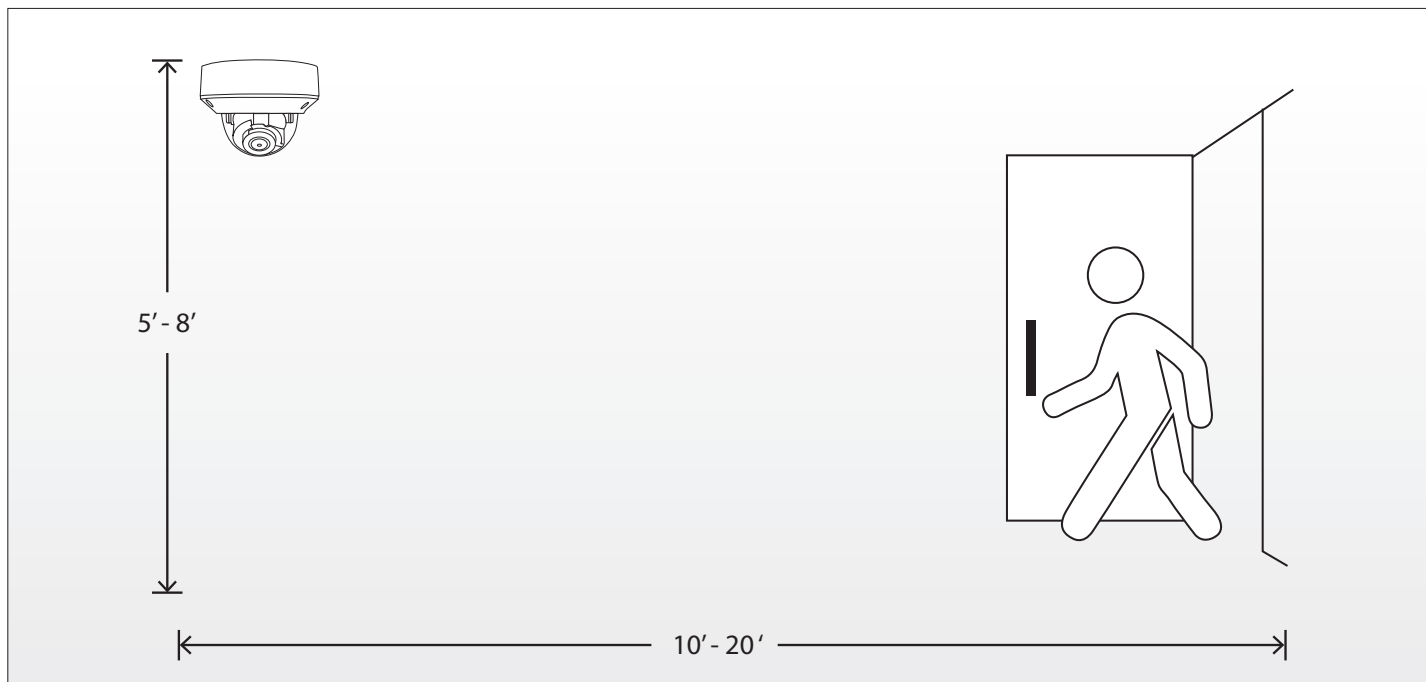
Video	Compression	Ultra 265/H.264/MJPEG
	Streams	Main stream 4MP (2560 x 1440) Sub streams D1(720x576)/1080P
	Max Frame Rate	30 fps
	Bit Rate	32 Kbps ~16 Mbps

Object Detection	Feature Analysis	Face capture, tracking and filtering
	Image Format	JPEG encoding

Network	Interface	RJ45 - 10/100 Ethernet
	Protocol	IPv4, HTTP, TCP/IP, UDP, RTP, RTCP, UPNP, RTSP, SMTP, NTP, DHCP, DNS, PPPOE, DDNS, FTP
	Users	Up to 6 simultaneously

General Parameters	Housing	White aluminum
	Power Supply	DC 12 V 1 A or POE 802.3af
	Operating Environment	-35°C~60°C, 95% RH (non-condensing)
	Size (mm)	108 D x 81
	Weight (g)	450

Camera Placement



1 Straight line of sight with minimum angle provides best performance

2 10 feet: Zoom Out (2.7mm)
20 feet: Zoom In (13.5mm)

Note:

The placement recommendations are for optimal performance.

pdActive's algorithms are extremely robust and achieve world class performance in less than ideal settings.

Ceiling Mount Example

